



ENAPART



93 S Railroad Avenue Unit C
Bergenfield NJ 07621 USA
www.enapart.com
sales@enapart.com



Via del Canneto 35,
Borgosatollo, Brescia - Italia
www.enapart.it
vendite@enapart.it



Barbaros Mah. Ihlamur Bul. Aĝaoĝlu
My Newwork No:3/15 Ataşehir / İstanbul
www.enapart.net
satis@enapart.net



PRIVADA 10 B SUR #3908 COL.
ANZUREZ, C.P. 72530, PUEBLA, PUE
www.enapart.com.mx
sales@enapart.com.mx



Friedrich-Ebert-Anlage 36, 60325
Frankfurt am Main, Germany
www.enapart.de
anfrage@enapart.de



4 boulevard Carnot, 95400
villiers-le-bel, Paris, France
www.enapart.fr
sales@enapart.fr



65049, ОДЕСА, ВУЛИЦЯ ІВАНА
ФРАНКА, БУДИНОК 55, ПОВЕРХ 3
www.enapart.com.ua
sales@enapart.com.ua



MUNICIPIUL BUCUREȘTI, SECTOR 3,
B-DUL BASARABIA, NR.250, CORP P+5
www.enapart.ro
sales@enapart.ro



〒584-0023 大阪府富田林市若松町
東2丁目2番16号
www.enapart.co.jp
sales@enapart.co.jp



PLAZA NUESTRA SEÑORA DE LAS
NIEVES 12 ,LOCAL ,50012,ZARAGOZA
www.enapart.es
ventas@enapart.es



Складова база „Онгъл“, Склад А2, п.к.
4006, гр. Пловдив, България
www.enapart.bg
sales@enapart.bg



3 Austin Mews, High Street, Hemel
Hempstead, HP1 3AF , United Kingdom
www.enapart.co.uk
sales@enapart.co.uk

Art. "AX" - SHUTTER ANGLE VALVE IN STAINLESS STEEL FOR STEAM AND HIGH TEMPERATURE

DESCRIPTION

Angle valve at 45° with flat shutter closing.

SEAL SYSTEM: PTFE.

Seal AUTOENERGIZED (PTFE+SPRING) on the stem.

Special gaskets for high temperature on the pneumatic side.

The valve body and all parts into contact with fluid are in AISI 316 stainless steel.

Perfect airtight. Long life also with high operating frequencies.

Pneumatic actuator with reciprocating piston movement.

It is equipped with a NUT which, turning the cylinder by 360°, allows the desired positioning of air side connection.

Connections with inner GAS ISO 228 thread female-female.

Control air 1/8" GAS connection.

ALLOWABLE TEMPERATURES

Operating temperature: from -20°C to + 200°C.

For steam please refer to the Differential Pressure and Saturated Steam Charts.

ACTUATOR PILOT PRESSURE: Max 8 bar.

VERSIONS AND SIZES

DA: 1/2" - 3/4" - 1" - 1"1/4 - 1"1/2 - 2"

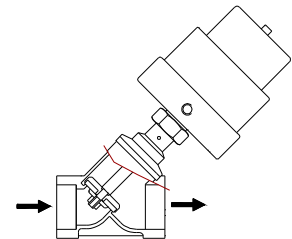
SANC: 1/2" - 3/4" - 1" - 1"1/4 - 1"1/2 - 2"

SANO: 1/2" - 3/4" - 1" - 1"1/4 - 1"1/2 - 2"

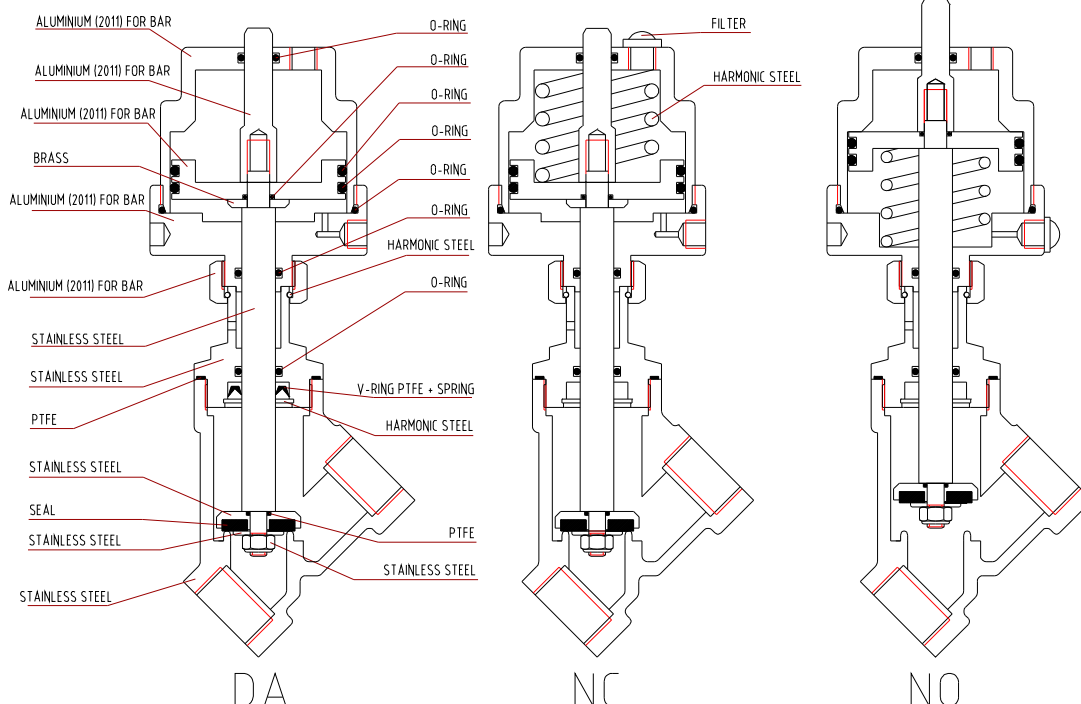
**ANODIZING TREATMENT ON OUTSIDE DETAILS
MADE IN ALUMINIUM.**

It is **not subject** to the "Water Hammer" if the fluid pass through the valve in the direction of the arrow printed on the body (under the actuator).

With these conditions the tightness is guaranteed up to the pressures shown in the Differential Pressure Chart.


MINIMUM PRESSURE REQUIRED TO OPEN NC VERSION

G	1/2"	3/4"	1"	1"1/4	1"1/2"	2"
BAR	4,5	4,5	4,5	5	5	5



Art. "AX"

SATURATED STEAM CHARTE

MANOMETER PRESSURE bar	TEMP. C°
0	100
1	120
2	134
3	144
4	152
5	159
6	165
7	170
8	175
9	180
10	184
11	188
12	192
13	195
14	198
15	201
16	204
17	207
18	210
19	212
20	215

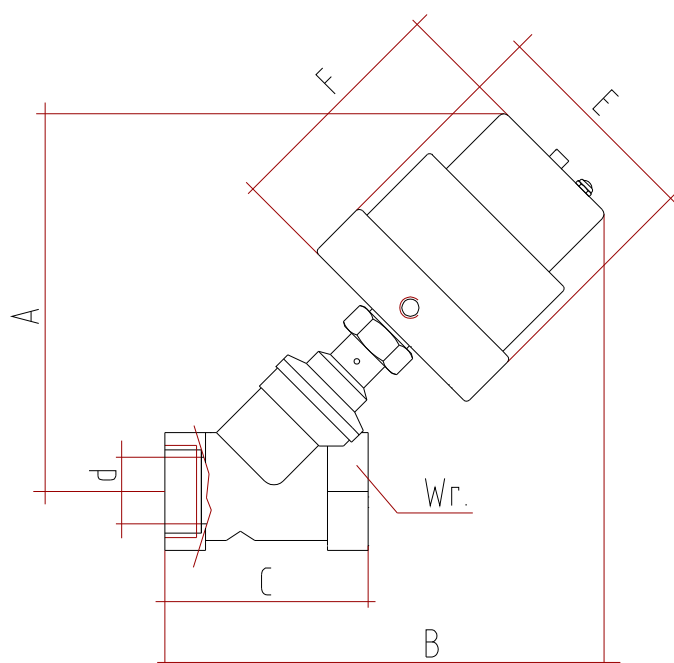
DIFFERENTIAL PRESSURE CHART

NC VERSION

G	DeltaP bar
1/2"	21
3/4"	15
1"	13
1"1/4	20
1"1/2	15
2"	9

DA/NO VERSION

G	PRESS. PILOTA bar	DeltaP bar
1/2"	4	18
1/2"	5	23
3/4"	4	16
3/4"	5	22
1"	4	15
1"	5	20
1"1/4	4	16
1"1/4	5	20
1"1/2	4	12
1"1/2	5	15
2"	4	9
2"	5	11



OVERALL DIMENSIONS

DN mm.	G	A mm.	B mm.	C mm.	d mm.	E mm.	F mm.	Wrench mm.	Kv m ³ /h	Weight gr.
15	1/2"	150	166	68	15	77	74	29	4.5	1380
20	3/4"	153	172	80	20	77	74	38	11	1560
25	1"	153	172	95	25	77	74	42	13	1720
32	1"1/4	197	224	110	32	100	113	52	30	3200
40	1"1/2	200	231	120	40	100	113	60	42	3800
50	2"	202	235	140	50	100	113	72	66	4400