



ENAPART



93 S Railroad Avenue Unit C
Bergenfield NJ 07621 USA
www.enapart.com
sales@enapart.com



Via del Canneto 35,
Borgosatollo, Brescia - Italia
www.enapart.it
vendite@enapart.it



Barbaros Mah. Ihlamur Bul. Aĝaoĝlu
My Newwork No:3/15 Ataşehir / İstanbul
www.enapart.net
satis@enapart.net



PRIVADA 10 B SUR #3908 COL.
ANZUREZ, C.P. 72530, PUEBLA, PUE
www.enapart.com.mx
sales@enapart.com.mx



Friedrich-Ebert-Anlage 36, 60325
Frankfurt am Main, Germany
www.enapart.de
anfrage@enapart.de



4 boulevard Carnot, 95400
villiers-le-bel, Paris, France
www.enapart.fr
sales@enapart.fr



65049, ОДЕСА, ВУЛИЦЯ ІВАНА
ФРАНКА, БУДИНОК 55, ПОВЕРХ 3
www.enapart.com.ua
sales@enapart.com.ua



MUNICIPIUL BUCUREȘTI, SECTOR 3,
B-DUL BASARABIA, NR.250, CORP P+5
www.enapart.ro
sales@enapart.ro



〒584-0023 大阪府富田林市若松町
東2丁目2番16号
www.enapart.co.jp
sales@enapart.co.jp



PLAZA NUESTRA SEÑORA DE LAS
NIEVES 12 ,LOCAL ,50012,ZARAGOZA
www.enapart.es
ventas@enapart.es



Складова база „Онгъл“, Склад А2, п.к.
4006, гр. Пловдив, България
www.enapart.bg
sales@enapart.bg



3 Austin Mews, High Street, Hemel
Hempstead, HP1 3AF , United Kingdom
www.enapart.co.uk
sales@enapart.co.uk

Art. "DV" - SHUTTER ANGLE VALVE FOR STEAM AND HIGH TEMPERATURE



DESCRIPTION

Angle valve at 45° with flat shutter closing .
 SEAL: PTFE.
 Seal in PTFE **energized** with stainless steel spring on the stem.
 Special gaskets for high temperature on the pneumatic side.
 Perfect airtight. Long life even with high operating frequencies.
 Pneumatic actuator with reciprocating piston movement.
 It is equipped with a **NUT** which, turning the cylinder by 360°, allows the desired positioning of air side connection.
 Connections with inner GAS ISO 228 thread female-female.
 On request with NPT connections.
 Control air 1/8" GAS connections.

ALLOWABLE TEMPERATURES

Operating temperature: from -20°C to +200°C

ACTUATOR PILOT PRESSURE. Max 8 bar.

For steam please refer to the Differential pressure and Saturated Steam Charts.

VERSIONS AND SIZES

DA: 1/2" - 3/4" - 1"

SANC: 1/2" - 3/4" - 1" - 1 1/4" - 1 1/2" - 2" - 2 1/2" - 3"

SANO: 1/2" - 3/4" - 1"

ANODIZING TREATMENT ON OUTSIDE DETAILS

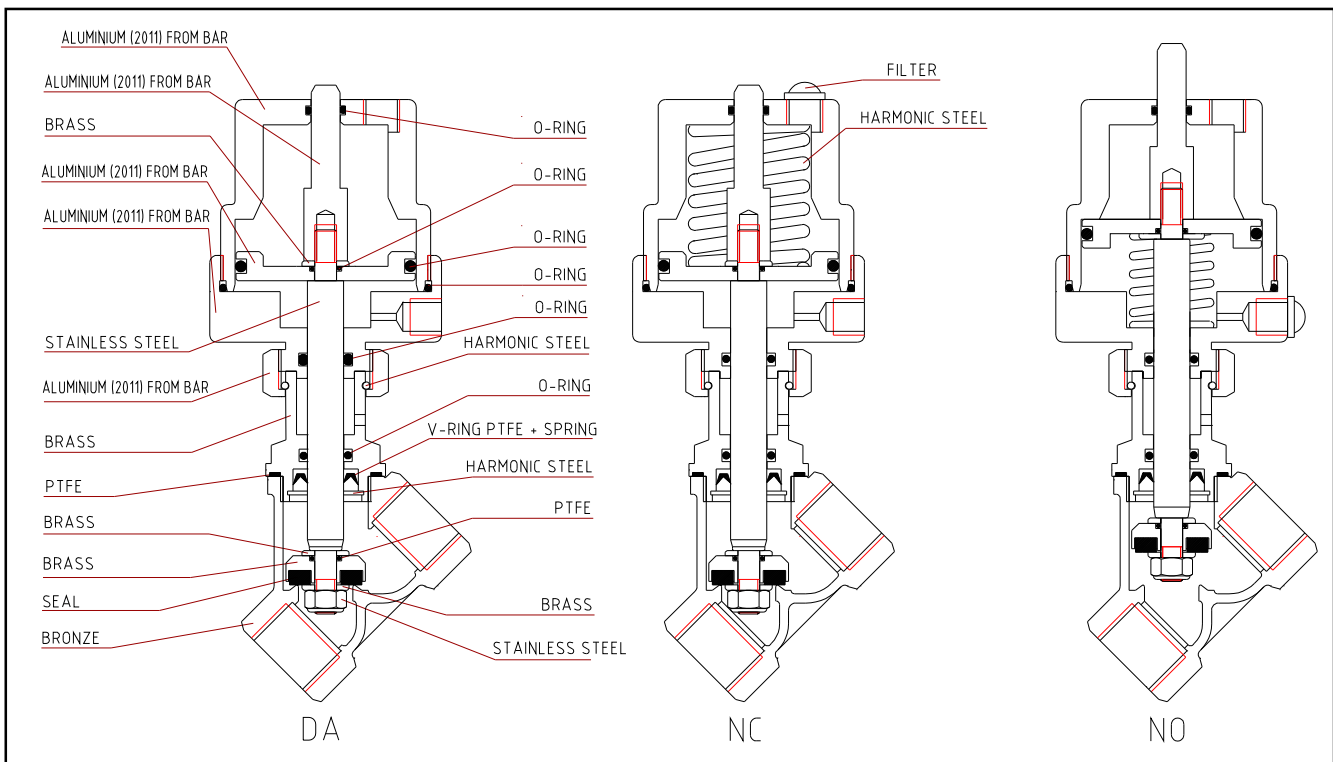
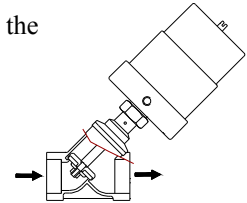
MADE IN ALUMINIUM

It is **not subject** to the "Water Hammer" if the fluid pass through the valve in the direction of the arrow printed on the body (under the actuator).

With these conditions the tightness is guaranteed up to the pressures shown in the Differential Pressure Chart.

MINIMUM PRESSURE REQUIRED TO OPEN NC VERSION

G	1/2"	3/4"	1"	1 1/4"	1 1/2"	2"	2 1/2"	3"
BAR	4	4	5	5	5	5	5	5



Art. "DV"

SATURATED STEAM CHART

MANOMETER PRESSURE bar	TEMP. C°
0	100
1	120
2	134
3	144
4	152
5	159
6	165
7	170
8	175
9	180
10	184
11	188
12	192
13	195
14	198
15	201
16	204
17	207
18	210
19	212
20	215

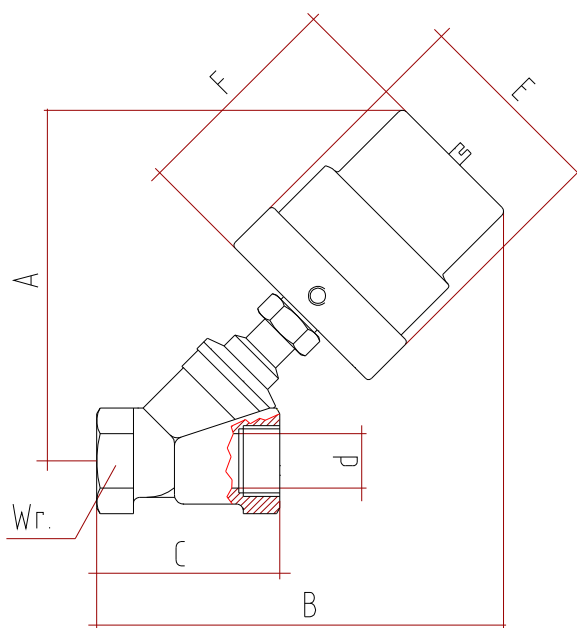
DIFFERENTIAL PRESSURE CHART

NC VERSION

G	DeltaP bar
1/2"	20
3/4"	12
1"	13
1"1/4	20
1"1/2	15
2"	9
2"1/2	4
3"	3

DA/NO VERSIONS

G	PRESS. PILOTA	DeltaP bar
1/2"	4	18
1/2"	5	23
3/4"	4	16
3/4"	5	22
1"	4	15
1"	5	20



OVERALL DIMENSIONS

DN	G	A	B	C	d	E	F	Wrench	Kv	Weight
mm.		mm.	mm.	mm.	mm.	mm.	mm.	mm.	m ³ /h	gr.
15	1/2"	118	136	61	15	64	67	27	4.5	780
20	3/4"	124	144	70	20	64	67	33	11	920
25	1"	131	154	81	25	78	73	38	13	1180
32	1"1/4	183	210	95	32	100	111	49	30	2460
40	1"1/2	191	219	110	40	100	111	56	42	2900
50	2"	203	239	130	50	100	111	69	66	3760
65	2"1/2	238	243	149	65	119	115	86	82	5680
80	3"	245	262	174	80	119	115	110	98	7000