



ENAPART



93 S Railroad Avenue Unit C
Bergenfield NJ 07621 USA
www.enapart.com
sales@enapart.com



Via del Canneto 35,
Borgosatollo, Brescia - Italia
www.enapart.it
vendite@enapart.it



Barbaros Mah. Ihlamur Bul. Aĝaoĝlu
My Newwork No:3/15 Ataşehir / İstanbul
www.enapart.net
satis@enapart.net



PRIVADA 10 B SUR #3908 COL.
ANZUREZ, C.P. 72530, PUEBLA, PUE
www.enapart.com.mx
sales@enapart.com.mx



Friedrich-Ebert-Anlage 36, 60325
Frankfurt am Main, Germany
www.enapart.de
anfrage@enapart.de



4 boulevard Carnot, 95400
villiers-le-bel, Paris, France
www.enapart.fr
sales@enapart.fr



65049, ОДЕСА, ВУЛИЦЯ ІВАНА
ФРАНКА, БУДИНОК 55, ПОВЕРХ 3
www.enapart.com.ua
sales@enapart.com.ua



MUNICIPIUL BUCUREȘTI, SECTOR 3,
B-DUL BASARABIA, NR.250, CORP P+5
www.enapart.ro
sales@enapart.ro



〒584-0023 大阪府富田林市若松町
東2丁目2番16号
www.enapart.co.jp
sales@enapart.co.jp



PLAZA NUESTRA SEÑORA DE LAS
NIEVES 12 ,LOCAL ,50012,ZARAGOZA
www.enapart.es
ventas@enapart.es



Складова база „Онгъл“, Склад А2, п.к.
4006, гр. Пловдив, България
www.enapart.bg
sales@enapart.bg



3 Austin Mews, High Street, Hemel
Hempstead, HP1 3AF , United Kingdom
www.enapart.co.uk
sales@enapart.co.uk

Art. "B3" - THREE WAY SHUTTER VALVE



DESCRIPTION

Three-way valve for distributing fluids with double actuator.
 SEAL: PTFE or FPM.
 Three-way and 2-position function (3/2).
 The seal onto the stem is made by a PTFE lipping gasket energized with stainless steel spring.
 Perfect airtight.
 Pneumatic actuator with reciprocating piston movement.
 It is equipped with a POSITIONING RING NUT, which, turning the cylinder by 360°, allows the desired positioning of the air side connection.
 Connections with inner GAS ISO 228 thread female-female.
 Control air 1/8" GAS connections.

ALLOWABLE TEMPERATURES

Operating temperature: -20°C +180°C

PILOT PRESSURE: Max. 8 bar.

VERSIONS AND SIZES

SA: 1/2" - 3/4" - 1" - 1"1/4 - 1"1/2 - 2"

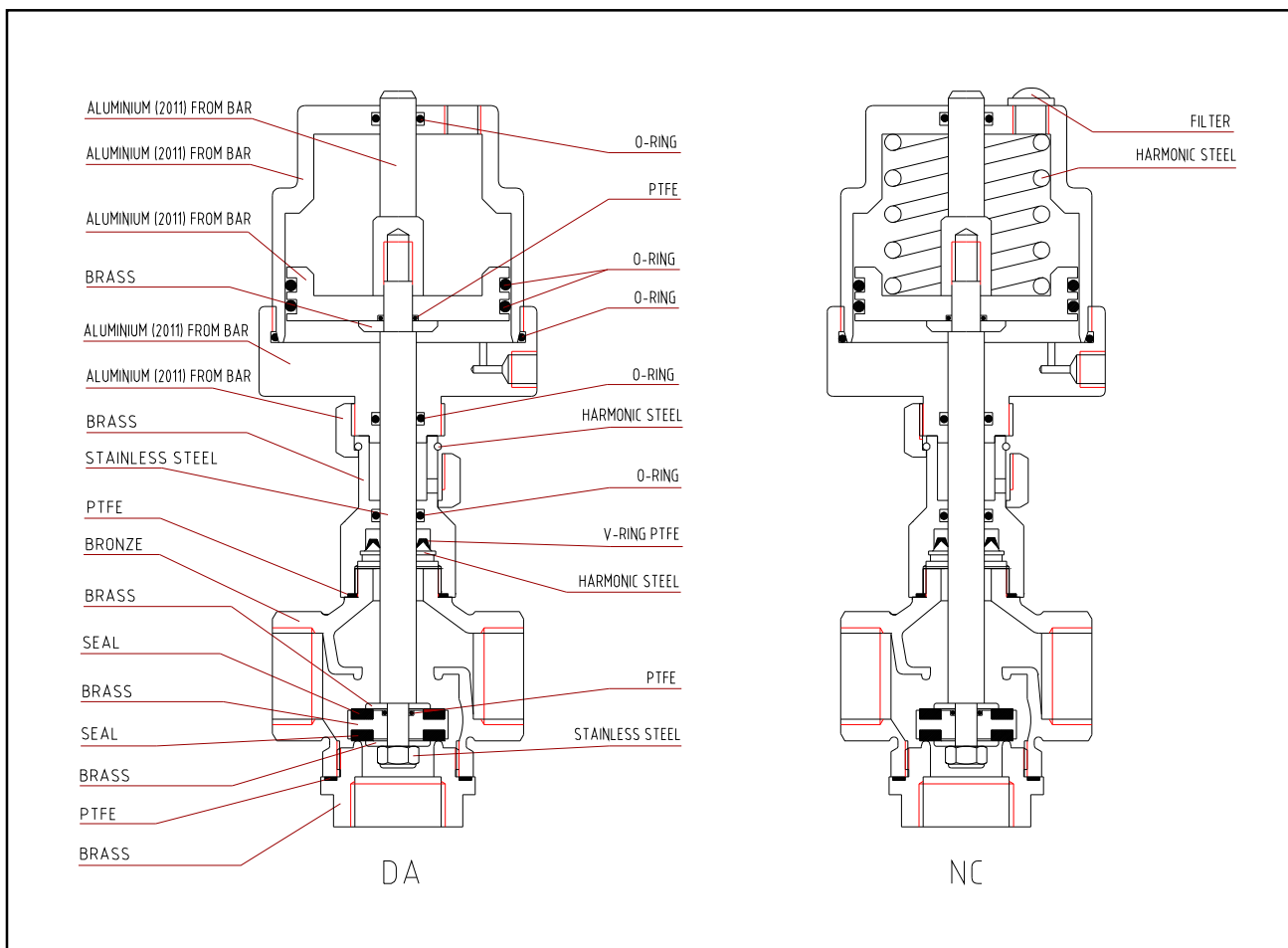
DA: 1/2" - 3/4" - 1" - 1"1/4 - 1"1/2 - 2"

ANODIZING TREATMENT ON OUTSIDE DETAILS

MADE IN ALUMINIUM

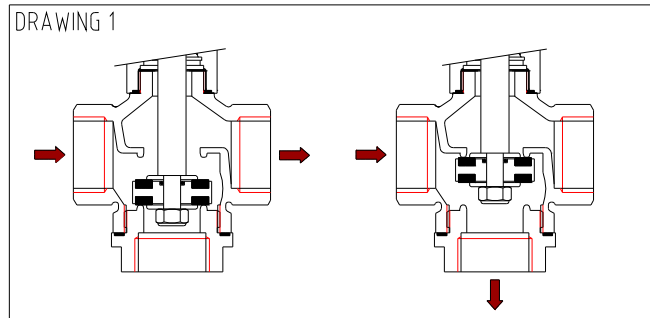
MINIMUM PRESSURE REQUIRED TO OPEN NC VERSION

G	1/2"	3/4"	1"	1"1/4	1"1/2	2"
BAR	4	4	4	4	4	4

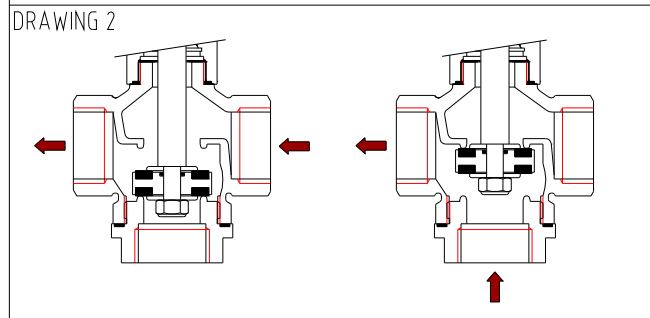


Art. "B3"

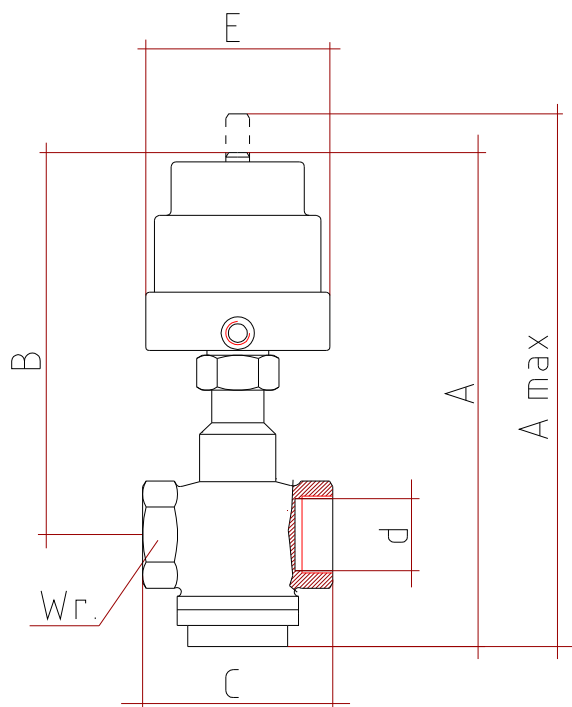
DEVIATION: the fluid must cross the valve in the direction of the arrow printed on the body, as shown in drawing 1.



BLENDING: the fluid must cross the valve in the opposite direction of the arrow printed on the body, as shown in drawing 2.



OVERALL DIMENSIONS



DN	G	A	A max	B	C	d	E	Wrench	Weight
mm.		mm.	mm.	mm.	mm.	mm.	mm.	mm.	gr.
15	1/2"	196	203	157	60	15	78	27	1150
20	3/4"	201	209	159	70	20	78	32	1280
25	1"	208	218	160	80	25	78	41	1450
32	1"1/4	231	242	176	96	32	99	50	2650
40	1"1/2	244	260	185	103	40	99	56	2820
50	2"	259	280	192	130	50	99	70	3700