

Integrated solenoid valve (3/2 way)

CPV10S Series



Specification

Model		CPV10SB	CPV10SF
Integrated solenoid valve	Fluid	Air(to be filtered by 40μm filter element)	
	Acting	Direct acting	
	Number of stations	4~24 stations	
	Electrical entry	Terminal, 25pin D-Sub	
	Port size	P/R: M5 A: Φ3.2/ Φ4(Push in fittings)	
	The type of Inlet and exhaust	Centralized inlet and exhaust	
	Operating pressure	0~0.8MPa(0~114psi)	
	Proof pressure	1.2MPa(175psi)	
Coil	Temperature	-20~70°C	
	Protection	Dustproof	
	Standard voltage	DC24V	DC12V
	Scope of voltage	DC±10%	
	Temperature classification	F Class	
	Power consumption	DC: 0.9W	

Product feature

1. Integrated installation of air inlet/exhaust and power socket(25pin D-Sub) to save space and reduce additional accessories.
2. Equipped with manual override for adjustment and troubleshooting.
3. Low starting voltage and long service life.

Ordering code

CPV10S J04 B 12F

① ② ③ ④

① Model	② Port size	③ Voltage	④ Number of stations [Note]
CPV10S: CPV10S series integrated solenoid valve	J03: Φ3.2mm J04: Φ4.0mm	B: DC24V F: DC12V	4F: 4 stations 6F: 6 stations 8F: 8 stations 24F: 24 stations

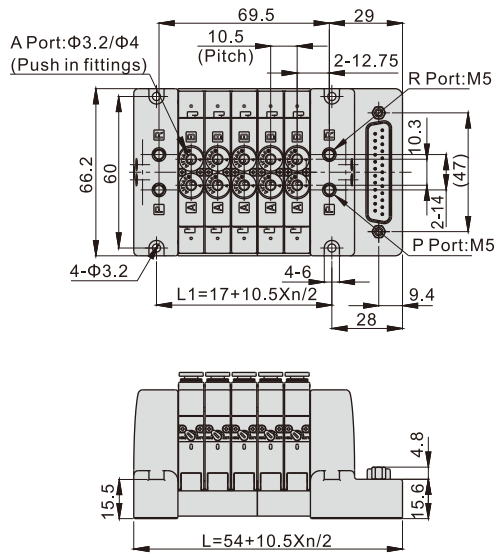
[Note] About stations as follow :

- | | | |
|---|--|--|
| 23F : The 12th mini solenoid valve on the left(12A) | | 24F : The 12th mini solenoid valve on the right(12B) |
| | | |
| 3F : The second mini solenoid valve on the left(2A) | | 4F : The second mini solenoid valve on the right(2B) |
| 1F : The first mini solenoid valve on the left(1A) | | 2F : The first mini solenoid valve on the right(1B) |

Integrated solenoid valve (3/2 way)

CPV10S Series

Dimensions




Item\Number of stations	4F	6F	8F	10F	12F	14F	16F	18F	20F	22F	24F
L	75	85.5	96	106.5	117	127.5	138	148.5	159	169.5	180
L1	38	48.5	59	69.5	80	90.5	101	111.5	122	132.5	143

Installation and Application

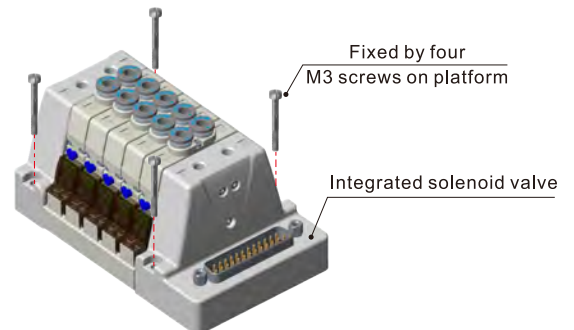
Assembly of connecting block and micro-solenoid valve

Mount micro-solenoid valve and connecting block with torque of 0.1~0.15N.m by two M1.6 screws as following.



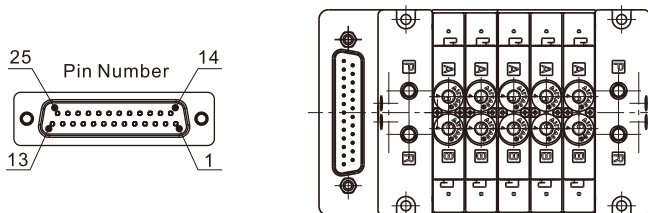
Mounting of integrated solenoid valve

Mount integrated solenoid valve by four M3 screws on platform as following.



Pin Assignment

Definition of stations : 1A 2A 3A.....



Definition of stations : 1B 2B 3B.....

Note: Gauge number of cable connecting to D-Sub pin No.13(COM) must be 22AWG

Pin NO.	Polarity		Control target	Pin NO.	Polarity		Control target
	-COM	+COM			-COM	+COM	
1	(+)	(-)	1A	14	(+)	(-)	1B
2	(+)	(-)	2A	15	(+)	(-)	2B
3	(+)	(-)	3A	16	(+)	(-)	3B
4	(+)	(-)	4A	17	(+)	(-)	4B
5	(+)	(-)	5A	18	(+)	(-)	5B
6	(+)	(-)	6A	19	(+)	(-)	6B
7	(+)	(-)	7A	20	(+)	(-)	7B
8	(+)	(-)	8A	21	(+)	(-)	8B
9	(+)	(-)	9A	22	(+)	(-)	9B
10	(+)	(-)	10A	23	(+)	(-)	10B
11	(+)	(-)	11A	24	(+)	(-)	11B
12	(+)	(-)	12A	25	(+)	(-)	12B
13	(-)	(+)	COM				