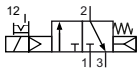


Technical details

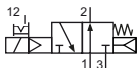
Connection	86-MV-3-18: G1/8 86-MV-3-14: G1/4
Temperature range	+5°C ... +50°C
Medium	Filtered, oil-free and dried compressed air according to ISO 8573-1:2010, Class 7:2:4, instrument air, free of aggressive additives. Alternatively the pressure dew point must be at least 10°C below lowest occurring ambient temperature.
Materials	Body: Al (anodized), plastic, seals: NBR, inner parts: Al, steel and plastic
Protection	IP 65 according to EN 60529



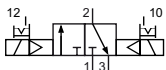
Electrically operated spool valve. The manual override is detent/ non-detent. It is operated manually or by screwdriver.

3/2-way valves


86-MV-3-18-311-xxx
86-MV-3-14-311-xxx
3/2-way, single solenoid, mechanical spring return and air spring return, NC



86-MV-3-18-311-O-xxx
86-MV-3-14-311-O-xxx
3/2-way, single solenoid, mechanical spring return and air spring return, NO



86-MV-3-14-320-xxx
3/2-way, double solenoid

Please complete: xxx = electrical option

Electrical options

Nominal voltage	Power consumption	Specifics	Plug connection*1	-xxx Manual override on same side of port 2
24 V DC	3 W		Form B industrial norm	-M42
220 V AC	3.5 VA		Form B industrial norm	-M57

*1 Plug socket with integrated LED are part of delivery

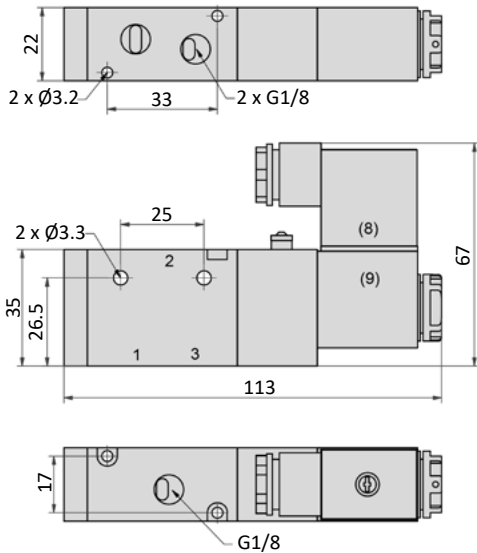
Technical data

Model-no.:	86-MV-3-18-311	86-MV-3-18-311-O	86-MV-3-18-320	86-MV-3-14-311	86-MV-3-14-311-O	86-MV-3-14-320
Operating pressure (bar)	1.5...8	1.5...8	1.5...8	1.5...8	1.5...8	1.5...8
Nominal size (mm)	4	4	4	4.5	4.5	4.5
Flow rate (NI/min)	760	760	760	870	870	870
Response time (ms) at 6 bar	20	20	20	20	20	20
Weight (kg)	0.201	0.201	0.290	0.197	0.197	0.286

Series 86-MV-3

Dimensions

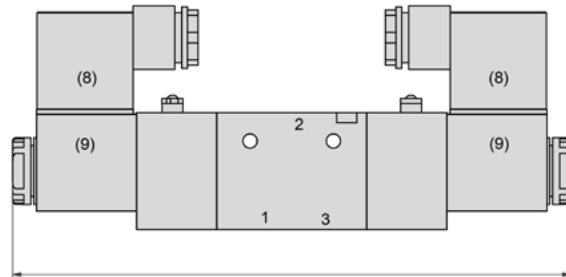
86-MV-3-18-311



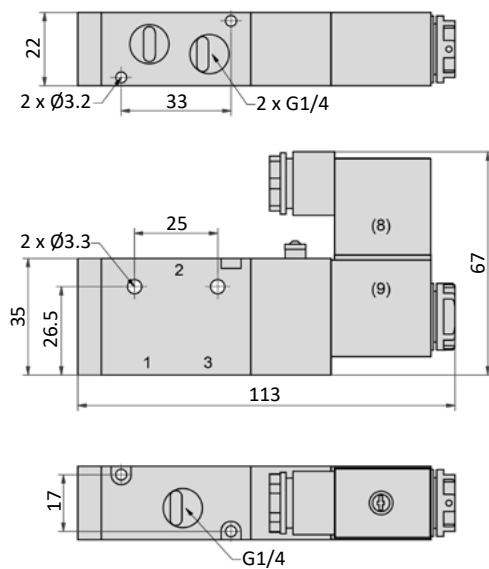
- 1 = pressure inlet
- 2 = outlet
- 3 = exhaust

Plug socket can be repositioned by 180°.
Solenoid coil can be repositioned by 4 x 90°.

86-MV-3-18-320



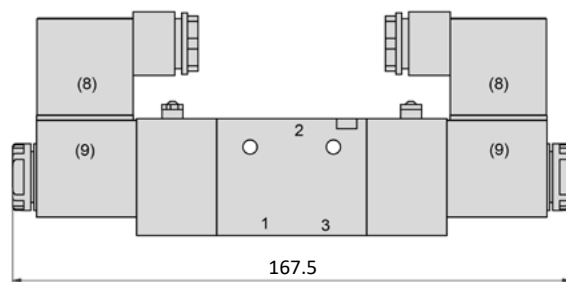
86-MV-3-14-311



- 1 = pressure inlet
- 2 = outlet
- 3 = exhaust

Plug socket can be repositioned by 180°.
Solenoid coil can be repositioned by 4 x 90°.

86-MV-3-14-320



Form B industrial norm

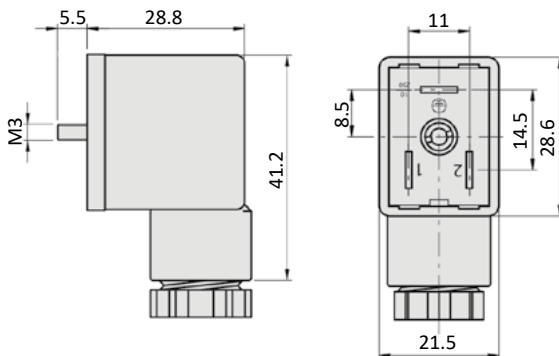
Overall width	22 mm
Contact distance	11 mm
Contacts	2P + E
Protection	IP 65 according to EN 60529 requires a flat gasket
For use with series	86-MV-5-28, 86-MV-5-14, 86-MV-5-24, 86-MV-5-38, 86-MV-5-12, 86-MV-3, 86-MN-4, 86-MS-3V



Model-no.:	28-ST-01	86-ST-04-112	28-ST-04-127
Voltage (AC/DC)	0 - 250 V	24 V DC	220 V AC
Status indicator	no	yes	yes
Protective circuit	no	no	no
Connecting cable	without	without	without
Wire cross section	max. 1.5 mm ²	max. 1.5 mm ²	max. 1.5 mm ²
Ø Connecting cable	6 - 8 mm	6 - 8 mm	6 - 8 mm

Dimensions

Form B industrial norm



Solenoid coils

Form B industrial norm

Overall width	22 mm
Contact distance	11 mm
Contacts	2P + E
Protection	IP 65 according to EN 60529 with connected plug socket
Duty cycle	100 %
Temperature range*	-20°C...+50°C
Voltage tolerance	± 10 %
For use with series	86-MV-5-28, 86-MV-5-14, 86-MV-5-24, 86-MV-5-38, 86-MV-5-12, 86-MV-3, 86-MN-4

* The max. applicable operating temperature depends on the temperature specification of the used valve.



Model-no.:	86-SP-011-412	86-SP-011-427
Voltage	24 V DC	220 V AC
Power consumption DC	3 W	-
Power consumption AC	-	3.5 VA