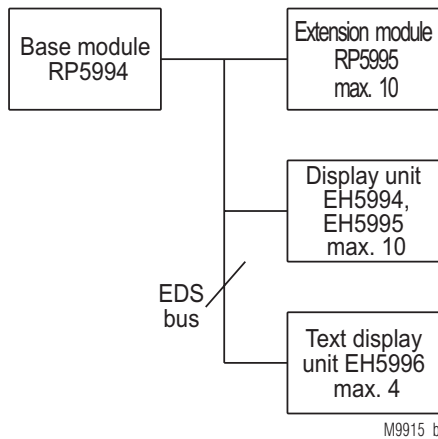




System Overview

In one fault monitoring system INFOMASTER B with one base module RP 5994 up to 4 text displays EH 5996 can be operated. In addition it is possible to connect 10 extension modules RP 5995 and 10 Display units EH 5994 or EH 5995.



Your Advantages

- Easy to extend up to 10 displays because of bus connection
- Easy to change the operating language for menus and failure text

Features

- Text display for DOLD fault annunciator system INFOMASTER B with base module RP 5994
- To display up to 88 fault messages with 80, 40 or 20 characters each
- Operating mode adjustable on base module RP 5994 for new, first or common alarm
- Reset buttons for individual alarm signal, audible alarm and common alarm on front side
- RS 485 bus connection, as option with galvanic separation
- Configuration of the text display via USB-Stick (accessories OA 5996 Article-No. 0065659), therefore no laptop on site is necessary
- Real time clock
- Operating language for menus and failure text in English, German and French
- Up to 3 variable parameters in one message text
- 2 password levels for device configuration

Approvals and Markings



Additional Information about this topic

- General information for INFOMASTER B see datasheet INFOMASTER B, systemoverview
- Informations about the additional Base module, Extension module and Display unit see datasheet RP 5994, RP 5995

Application

- To monitor industrial plants and buildings
- For fast localisation of failures and their causes
- For reduction of standstill times in production

Indication

Green LED „ON“:	On when supply connected
Red LED „CA“:	On, when output common alarm is active
Yellow LED „BUS“:	On, when bus is active

Setting and Adjustment

Wiring





Devices with DC 24V auxiliary supply have to be operated on a galvanic separated power supply.

Configuration cycle

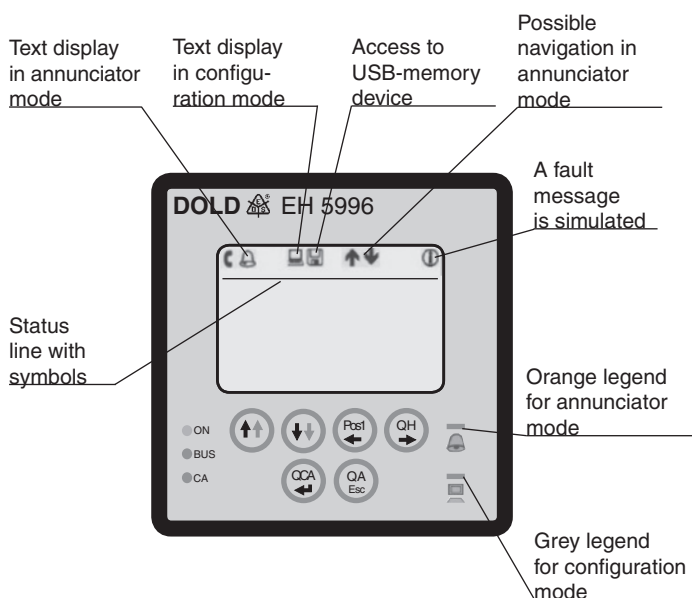
- 1.) Wire the system
- 2.) Adjust module address on all connected modules with switch "ADR" (different addresses for all modules)
- 3.) Set "MODE" switch on base module to position "Config"
- 4.) Power up the system
- 5.) While fault signal LEDs of the base module are flashing the text display Eh 5996 detected by the base module RP 5994 shows the following text:
„System is in configuration mode module has been detected on bus“
- 7.) Fault signal LEDs change to continuous state and indicate number of detected extension modules in binary code
- 8.) The detected modules are stored no voltage safe in the base module memory. The fault annunciator only works with the detected modules. If a new module is added, the configuration cycle has to be run again.
- 9.) Configuration of the text display unit (see user manual)

Operation of Text Display Unit

The text display is either in annunciator or configuration mode. A symbol in the status line of the display indicates the mode (see table and drawing and picture below). Depending on the actual mode the pushbuttons on the front have a different function. In annunciator mode the orange legend is valid and in configuration the grey legend.








	Symbols in status line
	Annunciator mode
	Configuration mode
	Reading from or writing to USB-memory device
	Simulation mode

Description text display unit EH 5996



Operation of Text Display Unit

Function of Push Buttons

	Annunciator mode	Configuration mode
	Previous active fault message	one menu item up or increase value in data entry field
	Next active fault message	one menu item down or decrease value in data entry field
	Beginning of active messages list	one character to the left in data entry field
	Acknowledging the audible alarm	one character to the right in data entry field
	Acknowledging the common alarm	select menu item or confirm entered data
	Acknowledging alarm message	cancel changes and leave data entry field
	Change into configuration mode	

Technical Data

Input

Nominal voltage A1-A2:	AC 230 V, DC 24 V
Voltage range:	0.8 ... 1.1 U _N
Nominal consumption A1-A2	
At AC 230 V:	2.5 VA
At DC 24 V:	1.9 W
Nominal frequency A1-A2	
At AC 230 V:	50 Hz

Output

RS485 Bus	
EH 5996:	Not isolated
EH 5996/1__:	Isolated (1KV)
Bus wire:	Screened twisted pair
Data transmission rate:	115.2 KB/s
	Attention: Both ends of the twisted pair have to be terminated by inserting the links A/Ra and B/Rb!

General Data

Nominal operating mode:	Continuous operation
Temperature range:	- 20 ... + 55°C
Clearance and creepage distance	
Rated impulse voltage / Pollution degree	4 kV / 2 IEC 60664-1
EMC	
Electrostatic discharge (ESD):	8 kV (air) IEC/EN 61000-4-2
HF irradiation:	10 V / m IEC/EN 61000-4-3
Fast transients:	2 kV IEC/EN 61000-4-4
Surge voltage	
Between wires for power supply:	1 kV IEC/EN 61000-4-5
Between wire and ground:	2 kV IEC/EN 61000-4-5
Interference suppression:	Limit value class B EN 55011
Degree of protection:	IEC/EN 60529
Front:	IP 64
Enclosure:	IP 20
Enclosure:	Thermoplastic with VO behaviour according to UL Subjekt 94

Technical Data

Vibration resistance:	0.35 mm amplitude, frequency 10 ... 55 Hz, IEC/EN 60068-2-6
Climate resistance:	20 / 055 / 04 IEC/EN 60068-1
Terminal designation:	EN 50005
Wire connection	DIN 46228/1-/-2/-3/-4
Plug-in screw terminal:	0.1 ... 2.5 mm ² solid or 0.1 ... 1.5 mm ² stranded wire with sleeve
Wire fixing:	Captive plus-minus-terminal screws M2.5 with self raising terminal box
Mounting:	DIN-rail IEC/EN 60715
Weight:	260 g

Dimensions

Width x height x depth: 96 x 96 x 123 mm

Standard Types

EH 5996 AC 230 V 50 Hz	
Article number:	0061784
EH 5996 DC 24 V	
Article number:	0061813
• Nominal voltage U_N :	AC 230 V or DC 24 V
• Fixed screw terminals	
• Width:	96 mm

Ordering Example

EH 5996 / _ 00 AC 230 V 50 Hz	
_____	Nominal frequency
_____	Nominal voltage
_____	RS485 Bus
_____	0 = Not isolated (standard)
_____	1 = Isolated
_____	Type

Accessories

Base module RP 5994	Article number: 0060029
Extension module RP 5995	Article number: 0060034
Display unit EH 5994	Article number: 0060589
Display unit EH 5995	Article number: 0060593
Buzzer RK 8832	Article number: 0059906
USB-Stick OA 5996 (FAT 16 formatted):	Article number: 0065659

