

# Installation Technique

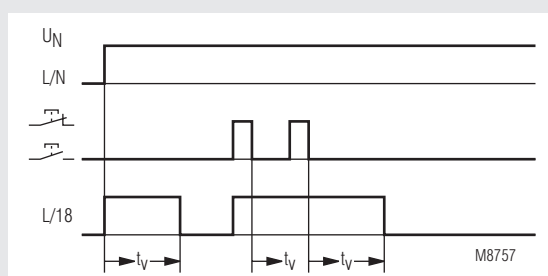
## MINITIMER Staircase Lighting Time Switch IK 8810/001

Translation  
of the original instructions

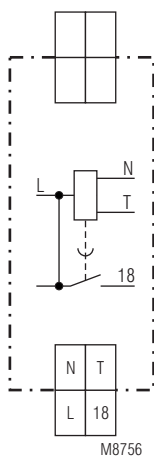


- According to EN 60669
- Setting range 0.5 ... 10 min.
- For 3-wire circuit N on push button
- Can be not retriggered
- Switch for continuous light on unit
- Contact: 16 A
- Width 17.5 mm

### Function Diagram



### Circuit Diagram



IK 8810.41

### Approvals and Markings



### Application

- Staircase lighting time switch
- Timer, release delay

### Function

The timing is not retriggerable.

### Indication

LED: On when output relay activated

### Notes

Unit and push button have to be connected to the same phase (see connection diagram) The output contact is not volt free.

### Technical Data

#### Time Circuit

**Time range:** 0.5 ... 10 min  
**Repeat accuracy:** < 1 % of setting value

#### Input

**Nominal voltage  $U_N$ :** AC 230 V  
**Voltage range:** 0.8 ... 1.1  $U_N$   
**Nominal consumption**  
apparent power: 4 VA  
effective power: 1 W  
**Nominal frequency:** 50 / 60 Hz  
**Permitted residual current caused by glow lamps in the push buttons** max. 10 glow lamps à 1 mA

#### Output

**Contacts:** 1 NO contact, delay  
**Contact opening gap** < 3 mm  
**Thermal current  $I_{th}$ :** 16 A  
**Switching capacity at lamp load**  
Glow lamp load: 1200 W at  $T_{ein} / T_{aus} = 1 s / 1 s$   
**Short circuit strength max. fuse rating:** 16 A gG / gL IEC/EN 60947-5-1  
**Mechanical life:** >  $10^6$  switching cycles

## Technische Daten

### General Data

**Nominal operating mode:** Impulse operation

**Temperature range:** - 20 ... + 60°C

### Clearance and creepage distances

rated impulse voltage /

pollution degree: 4 kV / 2 IEC 60664-1

### EMC

Electrostatic discharge (ESD): 8 kV (air) IEC/EN 61000-4-2

HF-irradiation: 10 V / m IEC/EN 61000-4-3

Fast transients: 2 kV IEC/EN 61000-4-4

Surge voltages

between

wires for power supply: 2 kV IEC/EN 61000-4-5

between wire and ground: 4 kV IEC/EN 61000-4-5

Interference suppression: Limit value class B EN 55011

### Degree of protection

Housing: IP 40 IEC/EN 60529

Terminals: IP 20 IEC/EN 60529

**Housing:** Thermoplast with V0-behaviour according to UL subj. 94

**Vibration resistance** Amplitude 0.35 mm frequency 10 ... 55 Hz IEC/EN 60068-2-6

**Climate resistance:** 20 / 045 / 04 IEC/EN 60068-1

**Terminal designation:** EN 50005

**Wire connection:** 2 x 2.5 mm<sup>2</sup> solid or 2 x 1.5 mm<sup>2</sup> stranded wire with sleeve DIN 46228-1/-2/-3/-4

**Wire fixing:** Flat terminals with self-lifting clamping piece IEC/EN 60999-1

**Mounting:** DIN rail IEC/EN 60715

**Weight:** 75 g

### Dimensions

**Width x Height x Depth:** 17.5 x 89 x 58 mm

### Standard Type

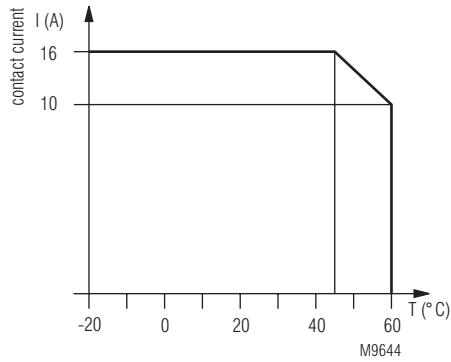
IK 8810.41/001 AC 230 V 50 / 60 Hz 0.5 ... 10 min  
 Article number: 0056928 stock item  
 • Output: 1 NO contact, delay  
 • Nominal voltage  $U_N$ : AC 230 V  
 • Timer range: 0.5 ... 10 min  
 • Width: 17.5 mm

### Ordering Example

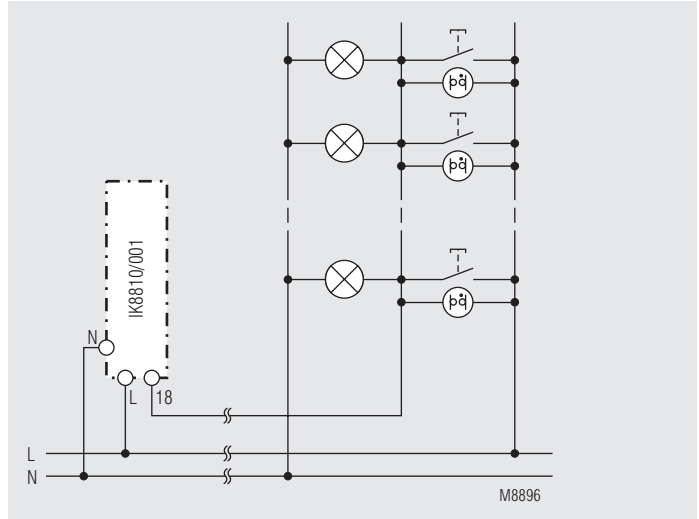
IK 8810 .41 /001 AC 230 V 50 / 60 Hz 0.5 ... 10 min

Time range  
 Nominal frequency  
 Nominal voltage  
 Contacts  
 Type

## Characteristics



## Application Example



3-wire circuit N on push button