

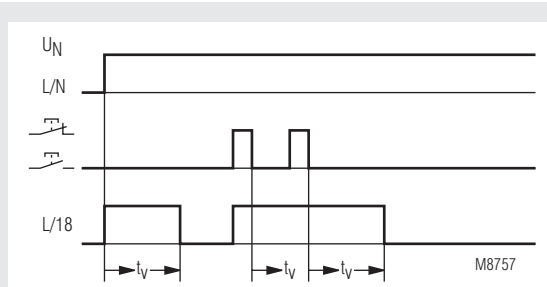
MINITIMER Staircase Lighting Time Switch IK 8810/003

Translation
of the original instructions



- According to EN 60669
- Setting range: short pressing of button 0.5 ... 10 min
long pressing of button 2 ... 40 min
- For 4-wire circuit L on push button and 3-wire circuit N on push button
- Can be retriggered
- with pre-warning shortly before end of time
- Switch for continuous light on unit
- Contact: 16 A
- Width 17.5 mm

Function Diagram



Approvals and Markings



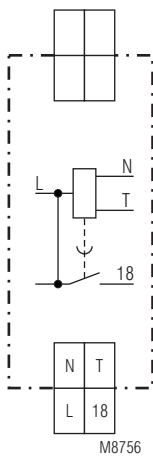
Application

Time delayed switching off for lights

Function

If the button is pressed longer than 1 s the adjusted time will be multiplied by 4, the timing is retriggerable i.e. if the pushbutton is pressed again during timing the adjusted delay time starts again without interruption. Approx. 30 s before end of timing the light flashes shortly to indicate that the light will go off.

Circuit Diagram



IK 8810.41

Indication

LED: On when output relay activated

Notes

Unit and push button have to be connected to the same phase (see connection diagram) The output contact is not volt free.

Technical Data

Time Circuit

Time range: At push < 1 s: 0.5 ... 10 min
at push > 1 s : 2 ... 40 min

Repeat accuracy: < 1 % of setting value

Input

Nominal voltage U_N : AC 230 V
Voltage range: 0.8 ... 1.1 U_N

Nominal consumption
apparent power: 4 VA
effective power: 1 W

Nominal frequency: 50 / 60 Hz

Permitted residual current caused by glow lamps in the push buttons max. 10 glow lamps à 1 mA

Output

Contacts: 1 NO contact, delay
Contact opening gap: < 3 mm
Thermal current I_{th} : 16 A

Switching capacity at lamp load
Glow lamp load: 1200 W at $T_{ein} / T_{aus} = 1 s / 1 s$

Short circuit strength
max. fuse rating: 16 A gG / gL IEC/EN 60947-5-1
Mechanical life: > 10⁶ switching cycles

Technical Data

General Data

Nominal operating mode: Impulse operation
Temperature range: - 20 ... + 60°C

Clearance and creepage distances

Rated impulse voltage / pollution degree: 4 kV / 2 IEC 60664-1

EMC

Electrostatic discharge (ESD): 8 kV (air) IEC/EN 61000-4-2
 HF-irradiation: 10 V / m IEC/EN 61000-4-3
 Fast transients: 2 kV IEC/EN 61000-4-4

Surge voltages between

wires for power supply: 2 kV IEC/EN 61000-4-5
 between wire and ground: 4 kV IEC/EN 61000-4-5
 Interference suppression: Limit value class B EN 55011

Degree of protection

Housing: IP 40 IEC/EN 60529
 Terminals: IP 20 IEC/EN 60529

Housing:

Thermoplast with V0-behaviour according to UL subj. 94

Vibration resistance

Amplitude 0.35 mm frequency 10 ... 55 Hz IEC/EN 60068-2-6

Climate resistance:

20 / 045 / 04 IEC/EN 60068-1

Terminal designation:

EN 50005

Wire connection:

2 x 2.5 mm² solid or 2 x 1.5 mm² stranded wire with sleeve DIN 46228-1/-2/-3/-4

Wire fixing:

Flat terminals with self-lifting clamping piece IEC/EN 60999-1

Mounting:

DIN rail IEC/EN 60715

Weight:

75 g

Dimensions

Width x Height x Depth: 17.5 x 89 x 58 mm

Standard Type

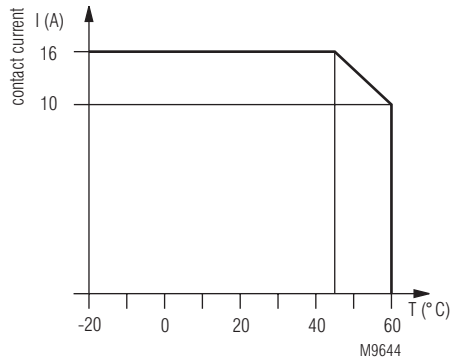
IK 8810.41/003 AC 230 V 50 / 60 Hz 0.5 ... 10 min / 2 ... 40 min
 Article number: 0057584 stock item
 • Output: 1 NO contact, delay
 • Nominal voltage U_N : AC 230 V
 • Timer range: 0.5 ... 10 min / 2 ... 40 min
 • Width: 17.5 mm

Ordering Example

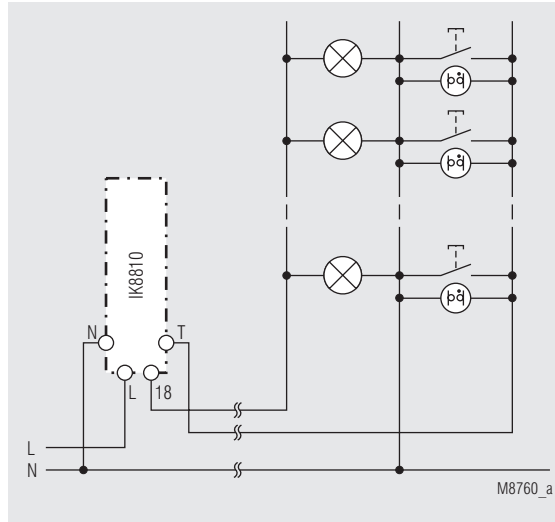
IK 8810 .41 /003 AC 230 V 50 / 60 Hz 0.5 ... 10 min / 2 ... 40 min

Time range
 Nominal frequency
 Nominal voltage
 Contacts
 Type

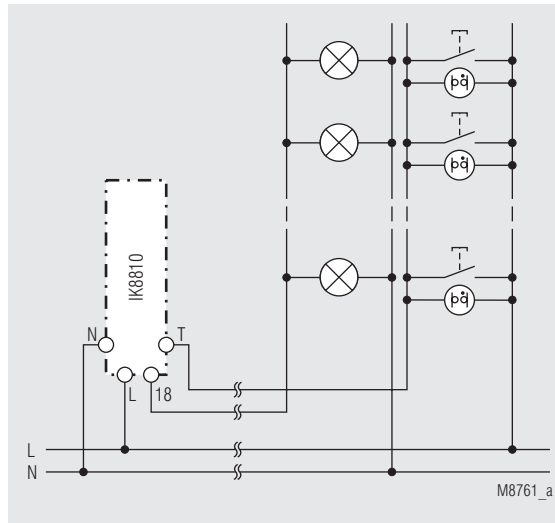
Characteristics



Application Example



3-wire circuit N on push button



4-wire circuit L on push button