


# NPK04 SERIES

## SWING PISTON COMPRESSORS AND VACUUM PUMPS FOR AIR



NPK04KVDC



NPK04KVDC-B

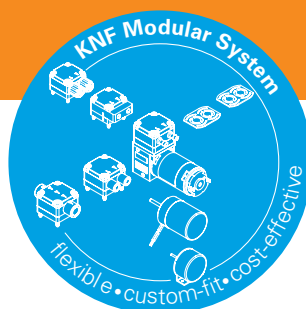
### ADVANTAGES

- Customizing available
- Tested to customers specs
- High pressure
- Excellent size to performance ratio
- Low noise and vibration
- Long service life
- Uncontaminated transfer
- Maintenance-free
- High chemical resistance
- Can be installed in any position

### POSSIBLE AREAS OF USE

- Medical devices
- Analytical equipment
- Filtration and nebulization
- Compressed air supply
- Reprographic
- Safety/Security
- Food Industry

Please visit our website  
[www.knf.com](http://www.knf.com)  
 to get more information.



### PERFORMANCE DATA

Series Model	NPK04							
Material design	KVDC VA		KVDC PR		KVDC-B VA		KVDC-B PR	
Pump head	PPS							
Piston sealing	PTFE							
Valves	FPM							
Flow rate at atm. pressure (l/min)	3.3	3.3	3.3	3.3	3.3	3.3	3.3	3.3
Ultimate vacuum (mbar abs.)	300	300	550	550	300	300	550	550
Ultimate pressure (bar rel)	0.6	0.6	2	2	0.6	0.6	2	2
Permissible media and ambient temperature (° C/° F)	+5° C to +40° C / 41° F to 104° F (extended temperature on request)							
Weight (g/oz)	193/6.81		193/6.81		273/9.63		273/9.63	

### ELECTRICAL DATA

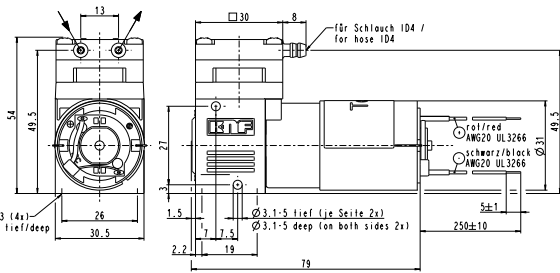
Voltage (V)	12	24	12	24	12	24	12	24
Motor	DC		DC		Brushless DC		Brushless DC	
I <sub>max</sub> (A)	0.68	0.35	0.68	0.35	0.64	0.32	0.64	0.32

# NPK04KVDC VA

## PERFORMANCE DATA

Series model	Flow rate at atm. pressure (l/min)	Max. operating pressure (bar rel)	Ultimate vacuum (mbar abs.)
NPK04KVDC VA 12V	3.3	0.6	300
NPK04KVDC VA 24V	3.3	0.6	300

## NPK04KVDC VA



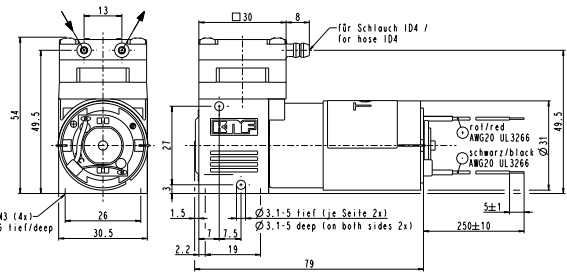
Dimensions in mm

# NPK04KVDC PR

## PERFORMANCE DATA

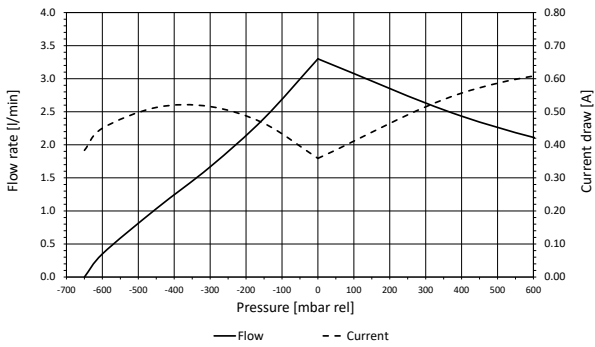
Series model	Flow rate at atm. pressure (l/min)	Max. operating pressure (bar rel)	Ultimate vacuum (mbar abs.)
NPK04KVDC PR 12V	3.3	2	550
NPK04KVDC PR 24V	3.3	2	550

## NPK04KVDC PR

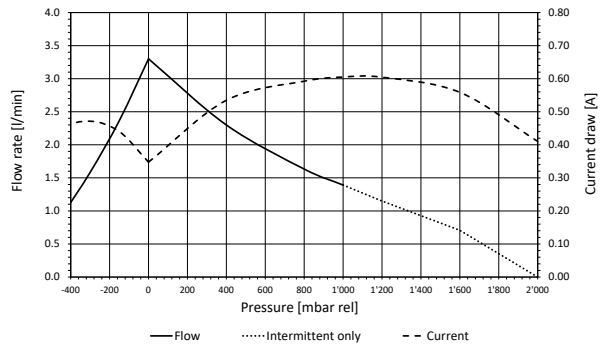


Dimensions in mm

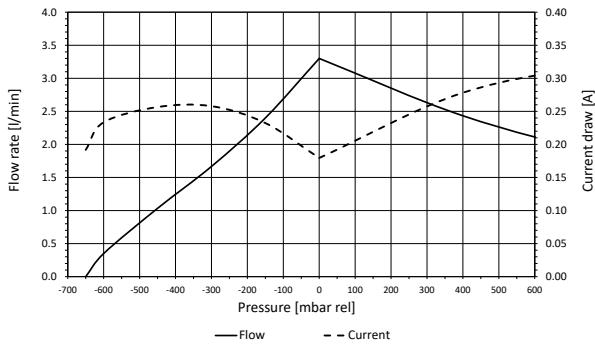
## NPK04KVDC VA 12V FLOW CURVE



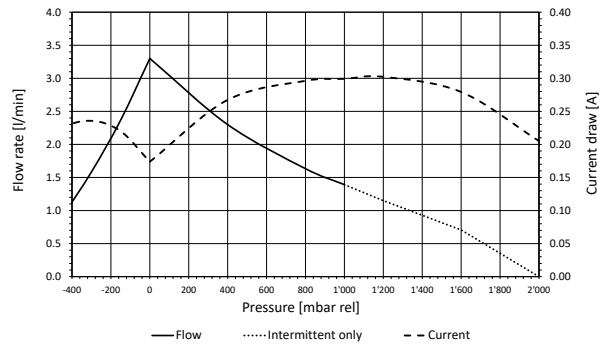
## NPK04KVDC PR 12V FLOW CURVE



## NPK04KVDC VA 24V FLOW CURVE



## NPK04KVDC PR 24V FLOW CURVE

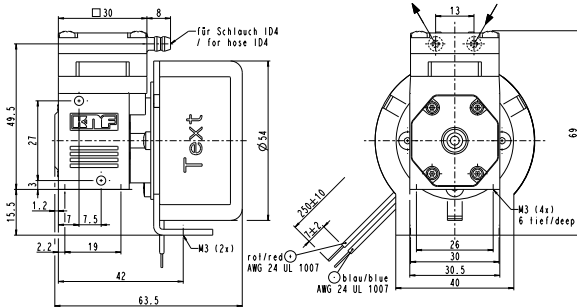


# NPK04KVDC-B VA

## PERFORMANCE DATA

Series model	Flow rate at atm. pressure (l/min)	Max. operating pressure (bar rel)	Ultimate vacuum (mbar abs.)
NPK04KVDC-B VA 12V	3.3	0.6	300
NPK04KVDC-B VA 24V	3.3	0.6	300

## NPK04KVDC-B VA



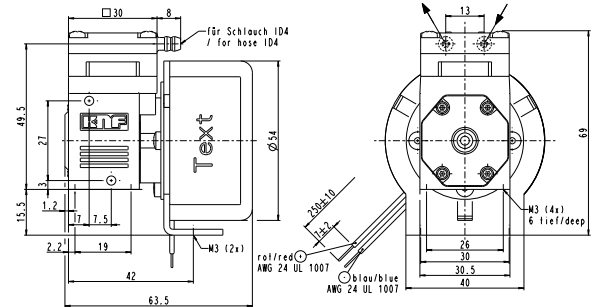
Dimensions in mm

# NPK04KVDC-B PR

## PERFORMANCE DATA

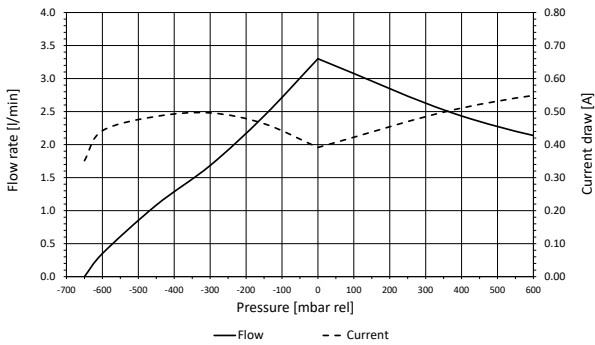
Series model	Flow rate at atm. pressure (l/min)	Max. operating pressure (bar rel)	Ultimate vacuum (mbar abs.)
NPK04KVDC-B PR 12V	3.3	2	550
NPK04KVDC-B PR 24V	3.3	2	550

## NPK04KVDC-B PR

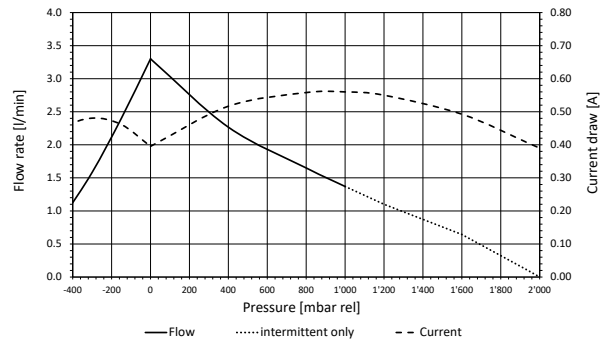


Dimensions in mm

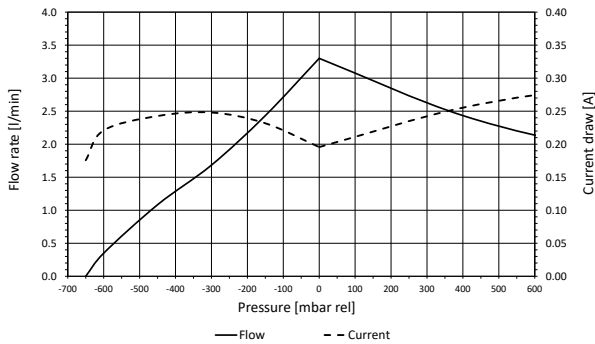
## NPK04KVDC-B VA 12V FLOW CURVE



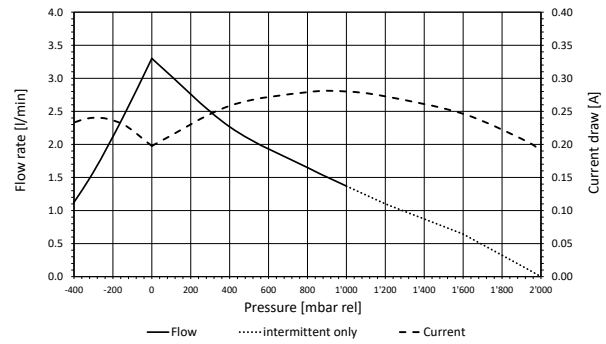
## NPK04KVDC-B PR 12V FLOW CURVE







## NPK04KVDC-B VA 24V FLOW CURVE




## NPK04KVDC-B PR 24V FLOW CURVE



OPTIONS			
Description	Illustration	Part No.	Details
Motors		on request	Other motor options are available. Ask your KNF sales contact to find the best solution for you.
Connecting plate		on request	DN4/6 connecting plate M5 inside thread UNF 1/4"-.28 inside thread
Eccentric		on request	Other eccentricities are available to meet your operating point best.

ACCESSORIES			
Description	Illustration	Part No.	Details
Silencer		024805	For hose barbs
Silencer		314005	For DN4/6 connecting plate
Mounting plate		162405	
Rubber-bonded metal		on request	

SPARE PARTS			
Description	Illustration	Part No.	Details
Spare part kit		319849	Piston sealing, valves and o-ring

The performance values for the series models shown on this data sheet were determined under test conditions. The actual performance values may differ and depend in particular on the usage conditions and therefore on the specific application, on the parameters of the components involved in the user's system and on any technical modifications carried out which deviate from the standard configuration or the as delivered condition.

If individual designs have been created for specific customers on the basis of series models, other technical performance data may apply. Before operation begins, the relevant operating instructions and/or assembly or installation instructions should be read and the safety information contained in these instructions should be noted. KNF reserves the right to make changes to the product and the associated documentation without prior notice to the customer.



[www.knf.com](http://www.knf.com)